



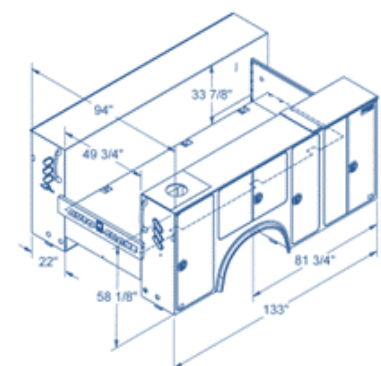
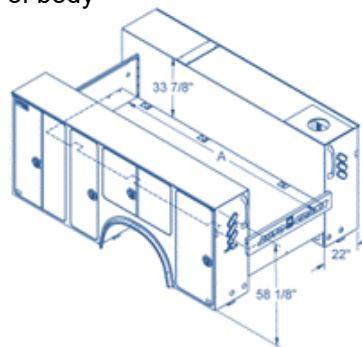
WRT# 403 - 2019 Ford F-750 - Titan 60 Body - HC-10

Ford F-750

- 2019 Regular Cab
- 1FDWX7DX8KDF05877
- 6.7L Power Stroke DSL 330 HP
- .6 Speed Auto Trans DSL

Auto Crane Titan 60 - 58" tall – 11' body for 84"CA chassis

- Integral crane reinforcement up to 60,000 ft-lb
- Interlocking structural sub-frame
- 11' body length
- 10ga galvaneal steel (Patented) single panel side pack construction
- 22" deep side packs
- 50" Cargo floor width
- 58" tall compartments
- Six integrated tie downs in cargo floor (900lb rating each)
- Double panel galvaneal steel doors (10-ga outer, 14-ga inner panels)
- Internal stainless steel, no lube, door hinges
- Compression style T-handle door latches, keyed, rollers on latch rods
- Push on automotive style rubber door seals
- Gas door shock retainers
- Double panel pickup style tail gate with paddle style latch
- Integral (formed) full length of body rain gutter
- Rear of body, heavy duty, grab handles, LH & RH
- Recessed bulkhead to protect hydraulic tank
- 30" work bench bumper
 - Integrated steps LH & RH, with galvanized steel open tread grating
- Receiver hitch, with 7-pin RV style trailer plug
- Raised light bar mounted at front of body
- LED marker and stop/tail/turn lights
- 4 LED work lights, 1,600 lumens per light:
 - 2-mounted on light bar & 2-mounted LH & RH of rear of body facing back
- LED interior compartment lights
- Master locking system for driver and passenger side packs
- 36-gallon hydraulic tank with sight glass
- Body painted white with multicolor coating on the interior
- Arctic package rock chip guard on lower edge of body
- Bedliner:
 - Front of body
 - Cargo walls and cargo floor
 - Tops of side packs (LH and RH)
 - Work bumper
- Fully adjustable shelving package

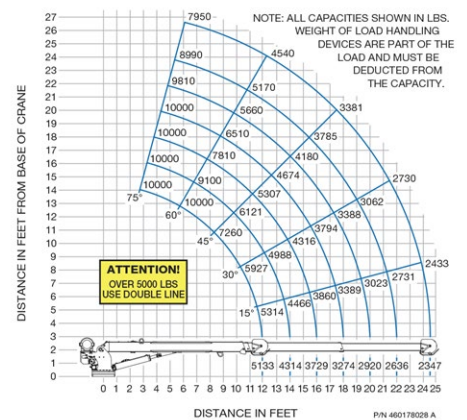


- LSF compartment (double doors)
 - Toolbox, 9-drawer package (5-3", 2-5" & 2-7")
- LSM compartment (single door)
 - 3 adjustable shelves
- LSH horizontal compartment (double doors)2
 - 1 shelf with dividers
- LSR rear Compartment (single door)
 - 3 adjustable shelves
- RSF compartment (double doors)
 - Divided compartment
 - Two oxy/acet bottle holders
 - 3 adjustable shelves
 - 2" drop well
- RSM compartment (single door)
 - 3 adjustable shelves
- RSH horizontal compartment (double doors)
 - 1 shelf with dividers
- RSR crane compartment (single door)
 - Air hose reel with rear access door and FLR

Auto Crane HC-10 - 24' 11" hydraulic crane with NexStar III system

- 10,000 lb. lift (max)
- 60,000 ft-lb capacity
- Full power extension to 24' 11"
- Power boom elevation, power hoist, and power rotation
- 120 ft. of 7/16", aircraft quality cable
- - 12 to 75-degree boom elevation
- Non-tipping swivel block with latch
- 370-degree rotation
- 60 ft./min. single line speed
- 12 GPM @ 3,000 psi hydraulic requirement
- Automatic overload protection for hoist up, boom extend, and boom down
- Crane painted Auto Crane White
- NexStar III Crane Management Systems include:
 - Independently proportional control
 - LCD receiver
 - LCD readout on controller
 - Pistol grip with thumb tip control of all functions
 - Patented angle detection of the boom and truck using two 3-axis sensors
 - Automatic speed reduction at 90% capacity
- 100% lift capacity, with full stability around truck
- Transmitter cradle installed
- Crane boom support
- Hydraulic in/out & up/down outriggers

HC-10



Auto Crane AC-40 hydraulic air compressor

- Mounted top front of LH side pack
- 40 cfm @ 100psi
- 30-gallon air receiver tank mounted under body
- Air hose reel, 1/2" x 50' air hose, with rear delivery and rear access door, includes FLR

